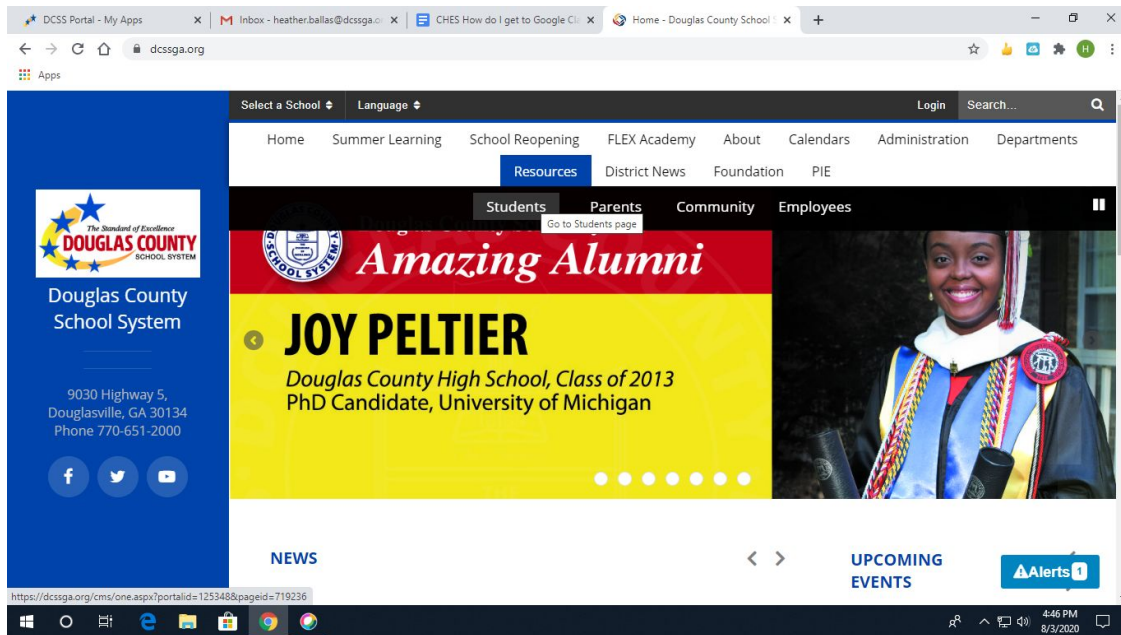
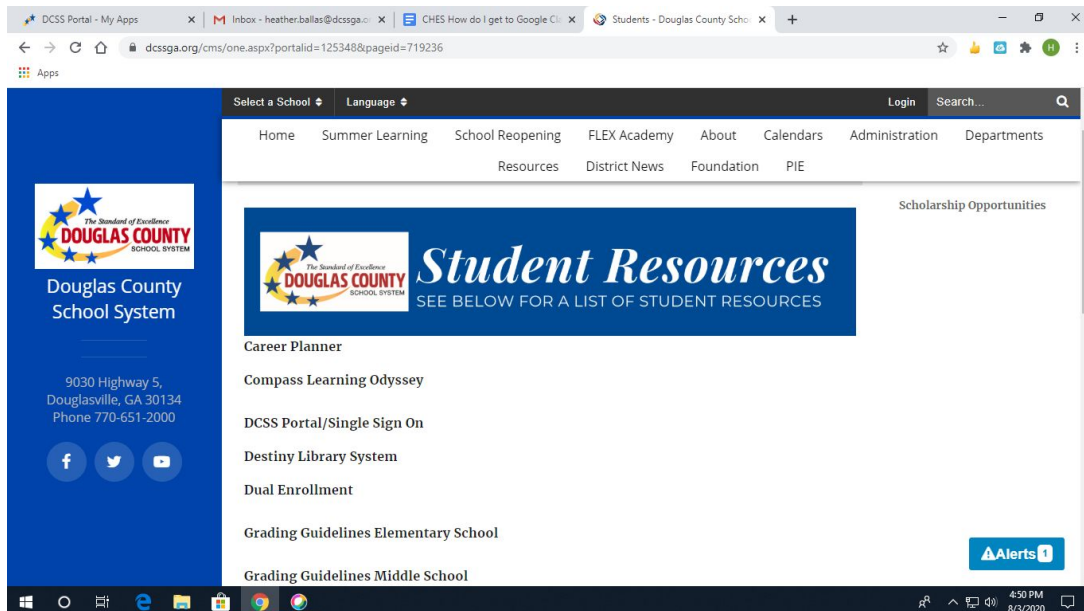


How do I get to Google Classroom if I am using my own computer?

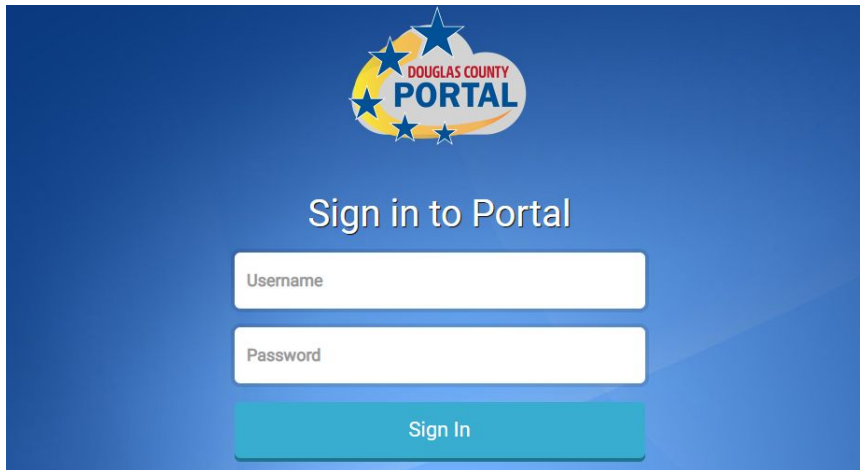
1. Using Chrome, go to our district webpage – dcssga.org
2. On the top bar, click Resources-then Students



3. Click DCSS Portal/Single Sign On



4. This screen will pop up, please enter the login information as listed on the next page.

The image shows a login screen for the Douglas County Portal. At the top center is a logo with a yellow sun, blue stars, and the text "DOUGLAS COUNTY PORTAL". Below the logo, the text "Sign in to Portal" is centered. Underneath, there are two white input fields: the first is labeled "Username" and the second is labeled "Password". Below these fields is a blue button with the text "Sign In". The entire screen has a blue gradient background.

If you are a returning Douglas County student you will log in as:

Username: First Initial Last Initial Student ID with no spaces (hb1234567)

Password: Whatever you set it up to be last year

If you are new to Douglas County:

Please email your child's teacher to have your password updated.

From here you will be logged into your DCSS Portal. Click into Google Classroom to find your class with further instructions from your teacher for the other programs and where to go for your class meet.

If you have any questions, or your student does not remember what their password was, please email me at heather.ballas@dcssga.org from the email account you used when registering your student so I can verify that you are someone I can release information to. When you email me I will do my best to reset their password and email you within 24 hours. Please log in and do this before the first day of school, August 17, 2020 so we can have everyone ready to go for the first day of school.

Thank you!

Heather Ballas

Media Specialist

Chapel Hill Elementary